

Creating Community Based Socialization
Opportunities Amongst Multiple Transition
Programs



**Robynne Beausejour
William Burroughs
Lyndsay Palach
Megan Sugrue**

HANDOUTS

APPENDIX

Appendix A

IEP Socialization Data

Appendix B

Socialization Reflection

Appendix C

Planning/Interest Survey

Appendix D

Student Planning Organizer

Name: _____

Socialization Trip Reflection Life Skills Curriculum

Date of the Trip: _____

This trip helped me with the following Life Skills (check all that apply):

- Money Management (Budgeting)
- Communication skills
- Meal Planning and implementation
- Nutrition/fitness
- Personal interests and strengths
- Prioritizing/Organizational skills
- Problem Solving
- Social Skills
- Time Management
- Transportation

Learning Target: _____

Where did you go? _____

What did you do? _____

How do you think this mobility trip improved your socialization and communication? If you are not sure ask an adult for help.



Rec-Leisure Survey



Transition Passport / Community / Evaluation Tools










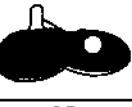

 Activities	I like this	I want to learn
 board games	<input type="checkbox"/>	<input type="checkbox"/>
 card games	<input type="checkbox"/>	<input type="checkbox"/>
 bean bags	<input type="checkbox"/>	<input type="checkbox"/>
 crafts	<input type="checkbox"/>	<input type="checkbox"/>
 scrapbooking	<input type="checkbox"/>	<input type="checkbox"/>
 fishing	<input type="checkbox"/>	<input type="checkbox"/>
 eating out	<input type="checkbox"/>	<input type="checkbox"/>
 movies/videos	<input type="checkbox"/>	<input type="checkbox"/>
 shopping	<input type="checkbox"/>	<input type="checkbox"/>
 bowling	<input type="checkbox"/>	<input type="checkbox"/>
 garage sales	<input type="checkbox"/>	<input type="checkbox"/>



Rec-Leisure Survey



Transition Passport / Community / Evaluation Tools

 Activities	I like this	I want to learn
 dancing	<input type="checkbox"/>	<input type="checkbox"/>
 ceramics	<input type="checkbox"/>	<input type="checkbox"/>
 photography	<input type="checkbox"/>	<input type="checkbox"/>
 skating	<input type="checkbox"/>	<input type="checkbox"/>
 parties	<input type="checkbox"/>	<input type="checkbox"/>
 team games	<input type="checkbox"/>	<input type="checkbox"/>
 Special Olympics	<input type="checkbox"/>	<input type="checkbox"/>
 swimming	<input type="checkbox"/>	<input type="checkbox"/>
 karaoke	<input type="checkbox"/>	<input type="checkbox"/>
 putt-putt golf	<input type="checkbox"/>	<input type="checkbox"/>
 ping pong	<input type="checkbox"/>	<input type="checkbox"/>
 foosball	<input type="checkbox"/>	<input type="checkbox"/>



Rec-Leisure Survey



Transition Passport / Community / Evaluation Tools

 Activities	I do this now	I want to try this
 bike riding	<input type="checkbox"/>	<input type="checkbox"/>
 camping	<input type="checkbox"/>	<input type="checkbox"/>
 hiking	<input type="checkbox"/>	<input type="checkbox"/>
 gardening	<input type="checkbox"/>	<input type="checkbox"/>
 hanging out with friends	<input type="checkbox"/>	<input type="checkbox"/>
 listening to music	<input type="checkbox"/>	<input type="checkbox"/>
 picnics	<input type="checkbox"/>	<input type="checkbox"/>
 festivals	<input type="checkbox"/>	<input type="checkbox"/>
 going to church	<input type="checkbox"/>	<input type="checkbox"/>
 volunteering	<input type="checkbox"/>	<input type="checkbox"/>
 working out	<input type="checkbox"/>	<input type="checkbox"/>



Rec-Leisure Survey



Transition Passport / Community / Evaluation Tools

Top 5 Rec-Leisure activities I would like to try:

1. _____

2. _____

3. _____

4. _____

5. _____





Planning a Leisure Activity




Transition Passport / Community / Recreation and Leisure

Step 1:  Choose an activity.

Step 2:  Choose a date and time.

Step 3:  Invite a friend. (Use *Invite a Friend* poster.)

Step 4:  Plan for a ride. (Use *Calling for a Ride* poster.)

Step 5:  Write final plans on your calendar.

Step 6:  Plan for money.

 How much will it cost? \$ _____

 Amount put in wallet: \$ _____



Planning a Leisure Activity



Transition Passport / Community / Recreation and Leisure

Step 1: Choose an activity.

Step 2: Choose a date and time.

Step 3: Invite a friend. (Use *Invite a Friend* poster.)

Step 4: Plan for a ride. (Use *Calling for a Ride* poster.)

Step 5: Write final plans on your calendar.

Step 6: Plan for money.
How much will it cost? \$ _____
Amount put in wallet: \$ _____